




## What are the differences between InCharge packages?

|   | <br><b>Public</b><br>200 SEK ex. moms / month<br>Promote your business on our map | <br><b>Non-public</b><br>200 SEK ex. moms / month<br>Provide your employees and visitors with private charging | <br><b>Basic</b><br>100 SEK ex. moms / month<br>The perfect choice for simple charging |
|---|--|---|---|
| Charge Point Billing & Payment (RFID) charging customers receive InCharge invoice)                                    | ✓  | ✓   | ✗   |
| Station Access - Public   | ✓  | Station Access - Private  | Station Access - Autostart  |
| Charging Customer Portal  | ✓  | ✓   | ✗   |
| Charging Point Portal (CCR) Stations, monitoring, insight (statistics), Whitelist (add RFID cards allowed on station) | ✓  | ✓   | No Whitelist  |
| RFID access, App access   | ✓  | No App access   | ✗   |
| Customer Service  | ✓  | ✓   | ✓   |
| B2B Support   | ✓  | ✓   | ✓   |
| Access to Public InCharge Network   | ✓  | ✗   | ✗   |
| Visible on map  | ✓  | ✗   | ✗   |

\*Whitelist: Allows you to create closed group of users who can charge at your station without making it open to public charging.